

Christmas Tree Word Family Sorts

Short and Long Vowel Patterns Included!



Sort the ornaments onto the Christmas trees by their spelling patterns.


- Short Vowel Patterns (pp. 2-11)
- Long Vowel Patterns (pp. 12-21)
- Blank Templates (pp. 22-23)

Create your own word sorts for your child.



- Writing Template (p. 24)

After your child has sorted the words, ask your child to write the words. If your child needs the extra support, let him copy the words. If your child is ready for the challenge, remove the words and read each one, asking your child to spell the word from memory.

Terms of Use: This free printable was created for you to use at home with your child/students or with multiple children in a classroom/tutoring setting. Please **do not** sell, host, reproduce, giveaway, or store on any other site (including a blog, Facebook, 4Shared, Dropbox, etc.). Thank you!





Directions: Print the Short a Word Family Christmas tree mat. Print and cut out these ornaments. Ask the child to decorate each Christmas tree by sorting the words by their pattern (-at or -ag).








Directions: Print the Short e Word Family Christmas tree mat. Print and cut out these ornaments. Ask the child to decorate each Christmas tree by sorting the words by their pattern (-et or -en).









Directions: Print the Short i Word Family Christmas tree mat. Print and cut out these ornaments. Ask the child to decorate each Christmas tree by sorting the words by their pattern (-it or -ip).








Directions: Print the Short o Word Family Christmas tree mat. Print and cut out these ornaments. Ask the child to decorate each Christmas tree by sorting the words by their pattern (-ot or -og).






Directions: Print the Short u Word Family Christmas tree mat. Print and cut out these ornaments. Ask the child to decorate each Christmas tree by sorting the words by their pattern (-ug or -ut).









Directions: Print the Long a Word Family Christmas tree mat. Print and cut out these ornaments. Ask the child to decorate each Christmas tree by sorting the words by their pattern (-ake or -ate).





Directions: Print the Long e Word Family Christmas tree mat. Print and cut out these ornaments. Ask the child to decorate each Christmas tree by sorting the words by their pattern (-eed or -eat).







Directions: Print the Long i Word Family Christmas tree mat. Print and cut out these ornaments. Ask the child to decorate each Christmas tree by sorting the words by their pattern (-ice or -ide).








Directions: Print the Long o Word Family Christmas tree mat. Print and cut out these ornaments. Ask the child to decorate each Christmas tree by sorting the words by their pattern (-oke or -one).





Directions: Print the Long u Pattern Christmas tree mat. Print and cut out these ornaments.
Ask the child to decorate each Christmas tree by sorting the words by their pattern (u_e or -ue).





Directions: Print the Blank Word Family Christmas tree mat. Write your own word patterns in the stars. Write words in the ornaments to go with your patterns. Cut out the ornaments. Ask the child to decorate each Christmas tree by sorting the words by their pattern.

