


# High-Flying Kite

Sorting Long i patterns: igh, final y, and i\_e

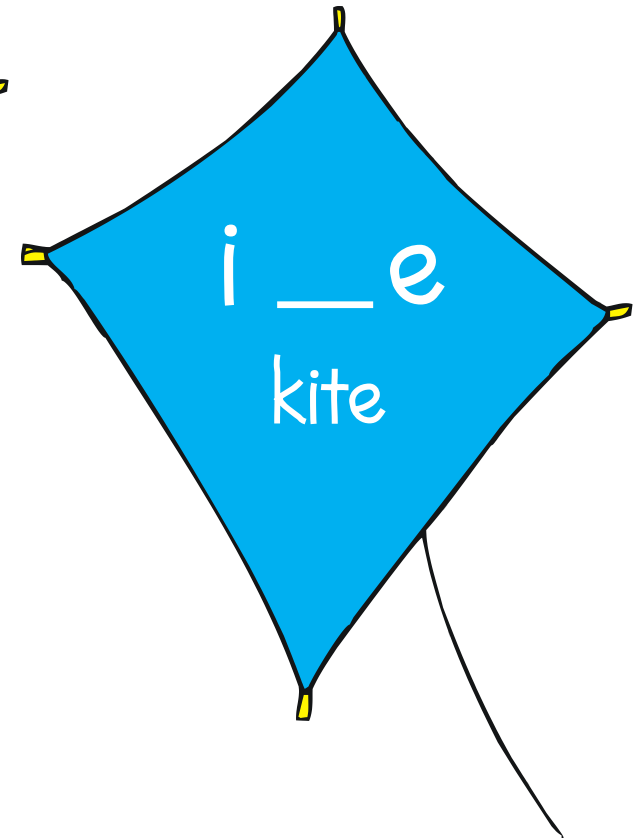
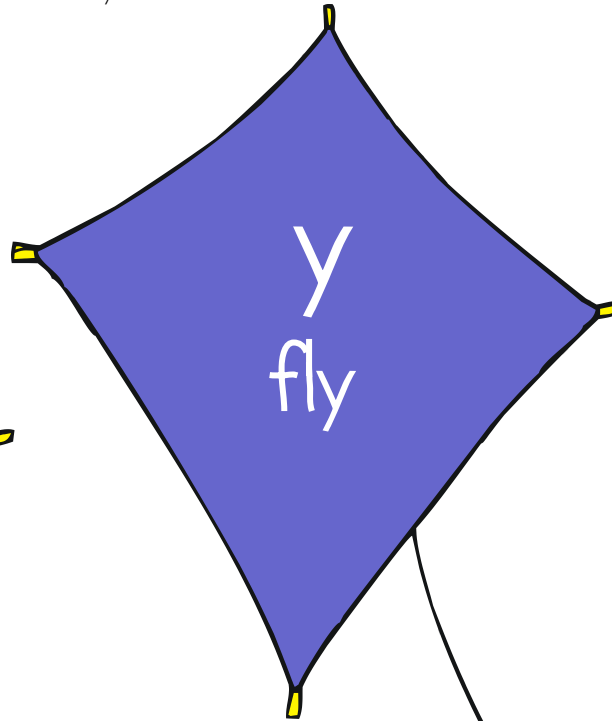
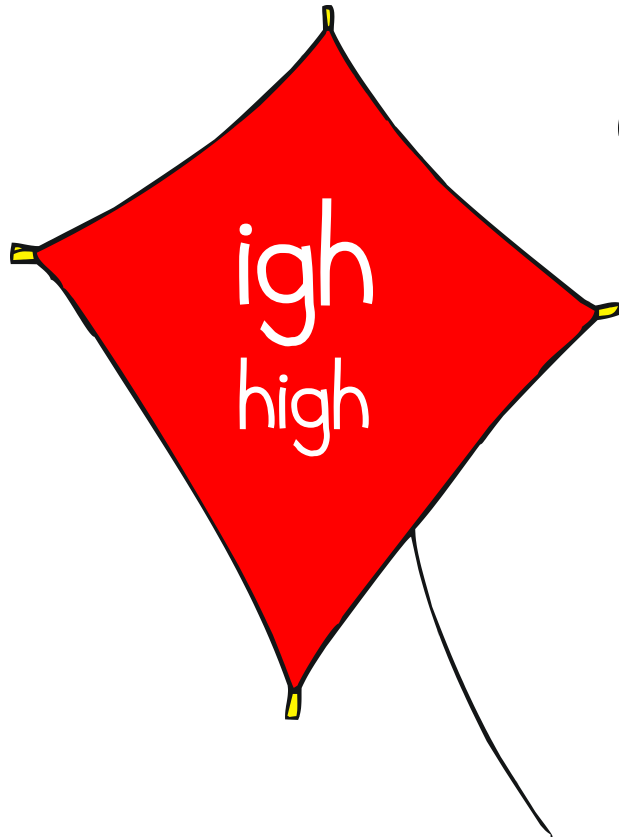


**Terms of Use:** This free printable was created for you to use at home with your child/students or with multiple children in a classroom setting. Please **do not** sell, host, reproduce, giveaway, or store on any other site (including a blog, Facebook, 4Shared, Dropbox, etc.). Thank you!







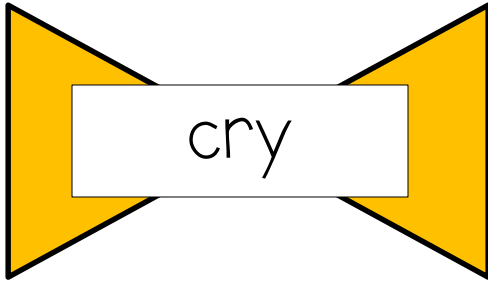

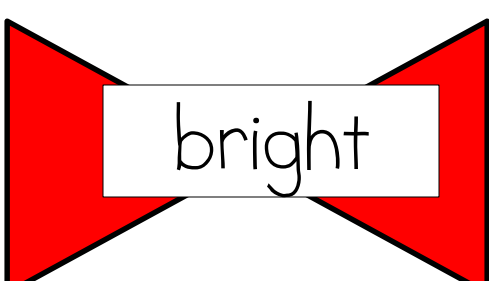
# High Flying Kite: Sorting Long i Words

Directions: Cut apart the head words on this page and all long i word cards from pp. 3-4. Sort each word under the kite in which it belongs, based on the pattern.

Print onto cardstock and laminate for durability.



# High-Flying Kite: Sorting Long i Words

 <p>sigh</p> <p><a href="http://www.teachthemdiligently.net">www.teachthemdiligently.net</a></p>	 <p>try</p>	 <p>bike</p>
 <p>while</p>	 <p>fight</p>	 <p>spy</p>
 <p>cry</p>	 <p>write</p>	 <p>bright</p>

# High-Flying Kite: Sorting Long *i* Words

fright

pride

shy

thigh

dry

chime

fry

night

knife



## Answer Key:

**igh-** sight, fight, bright, fright, night, thigh

**final y-** try, cry, shy, spy, dry, fry

**i\_e-** while, write, bike, pride, chime, knife



## Suggested Activities with the Word Sort:

- After sorting the words together, ask questions like: What do you notice about the spellings of long *i* in these words?
- Talk about the patterns. Talk about what is tricky about them. (For example, sometimes the final *i* sound is spelled *y* and sometimes it is spelled *igh*).
- Sort them again the following day.
- Ask your child to write the words down on a separate sheet of paper (pg. 5) in a column format based on their patterns.
- Try a blind sort. Set up the head kites on a work surface. Call each word aloud (without allowing your child to see the words) and ask your child to point to the kite that has the same pattern. Once she has pointed, give her the word card and ask her to sort and check her answer.